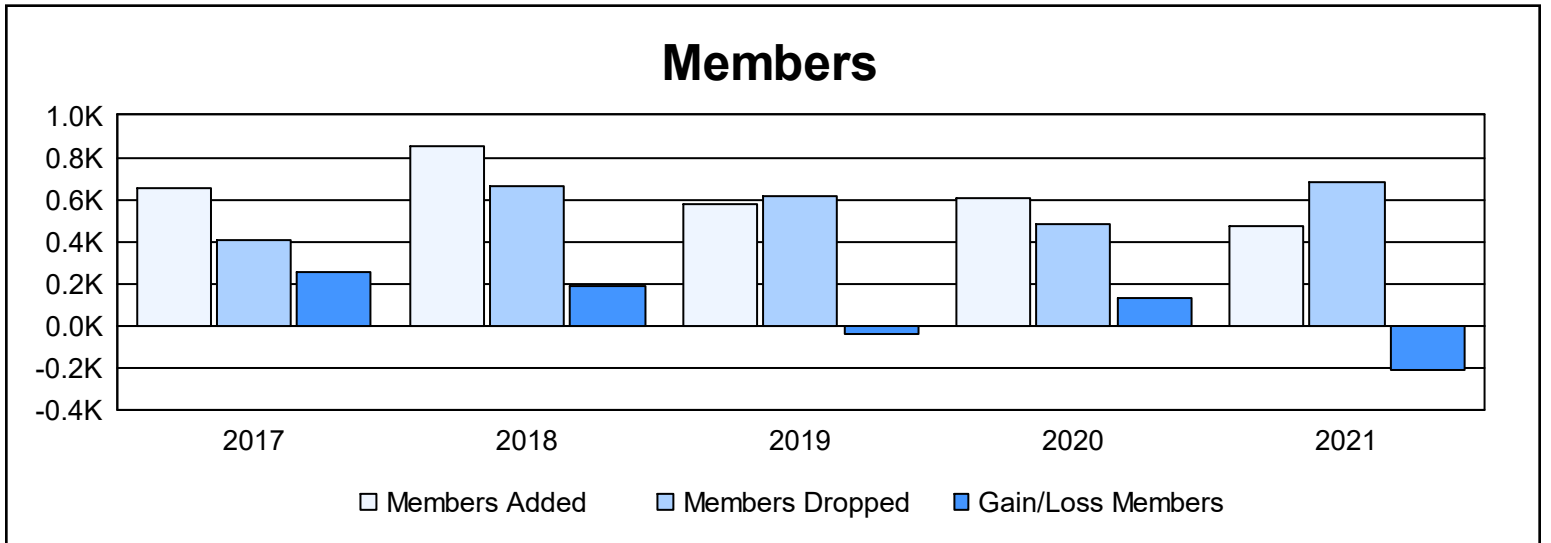
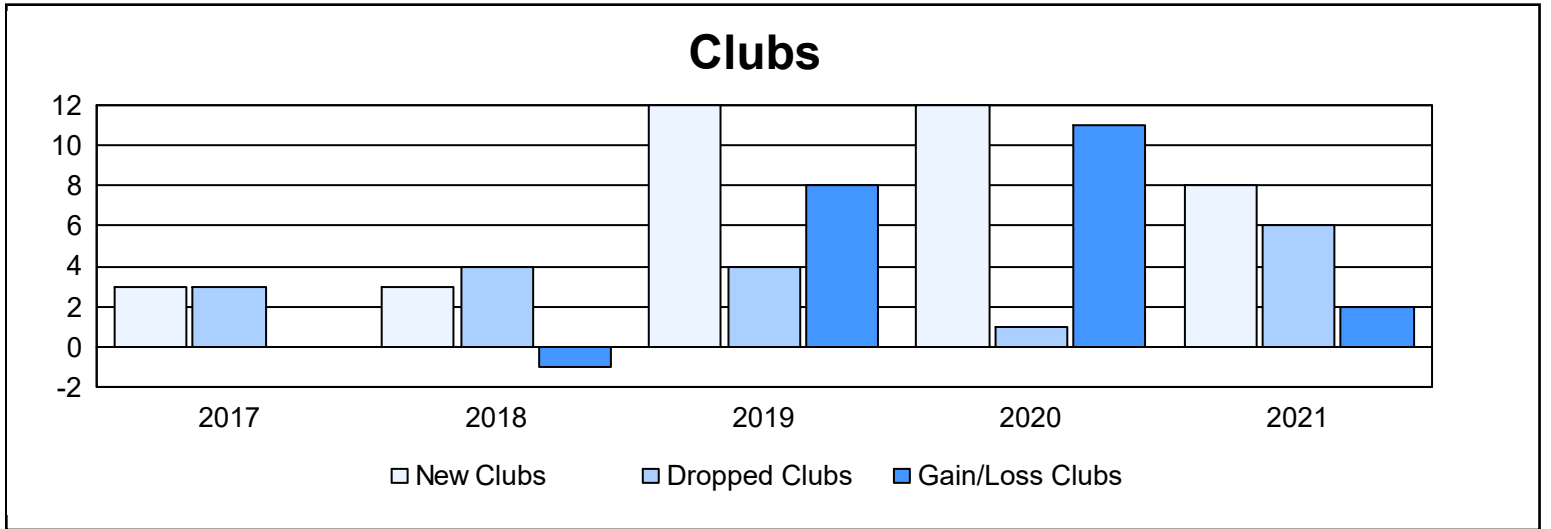
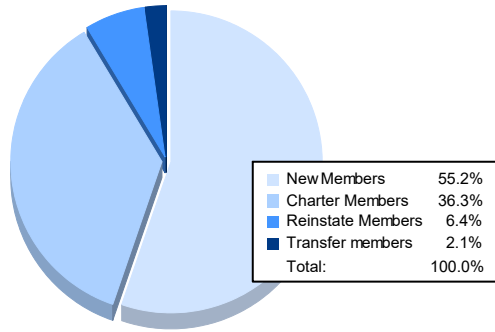


| Year | New Clubs | Dropped Clubs | Gain/ Loss Clubs | New Members | Charter Members | Reinstate Members | Transfer Members | Total Member Added | Total Members Dropped | Gain/ Loss Members |
|----------------|-----------|---------------|------------------|-------------|-----------------|-------------------|------------------|--------------------|-----------------------|--------------------|
| 2016-2017 | 3 | 3 | 0 | 502 | 108 | 26 | 18 | 654 | 404 | 250 |
| 2017-2018 | 3 | 4 | -1 | 685 | 93 | 58 | 15 | 851 | 663 | 188 |
| 2018-2019 | 12 | 4 | 8 | 241 | 302 | 29 | 5 | 577 | 614 | -37 |
| 2019-2020 | 12 | 1 | 11 | 294 | 272 | 32 | 7 | 605 | 478 | 127 |
| 2020-2021 | 8 | 6 | 2 | 260 | 171 | 30 | 10 | 471 | 684 | -213 |
| Average | 8 | 4 | 4 | 396 | 189 | 35 | 11 | 632 | 569 | 63 |



Membership Composition June 2021 Cumulative



Gender Composition June 2021 Cumulative

